


Assembly instructions for ECOBRA extension bar

With a extension bar you can enlarge the working area (circle diameter) of a compass. Extension bars can only be attached to circles where you can loosen the lead insert with a screw and pull out the insert. Please note that not every extension bar will fit into your circle. However, on the ECOBRA website www.ecobra.de, the Ref. no. of the appropriate extension bar.

The following images are only sample images.



Loosen the screw (turn to the left)




Pull out the lead insert




Push in the extension bar that fits your compass and tighten the screw again



Loosen the lower locking screw on the extension bar slider, slide in the lead insert and tighten the screw again



Compass with extension bar in use



If the top screw on the slider is loosened, the slider can be slid left and right. As a result, the working range (circle diameter) can be adjusted individually.